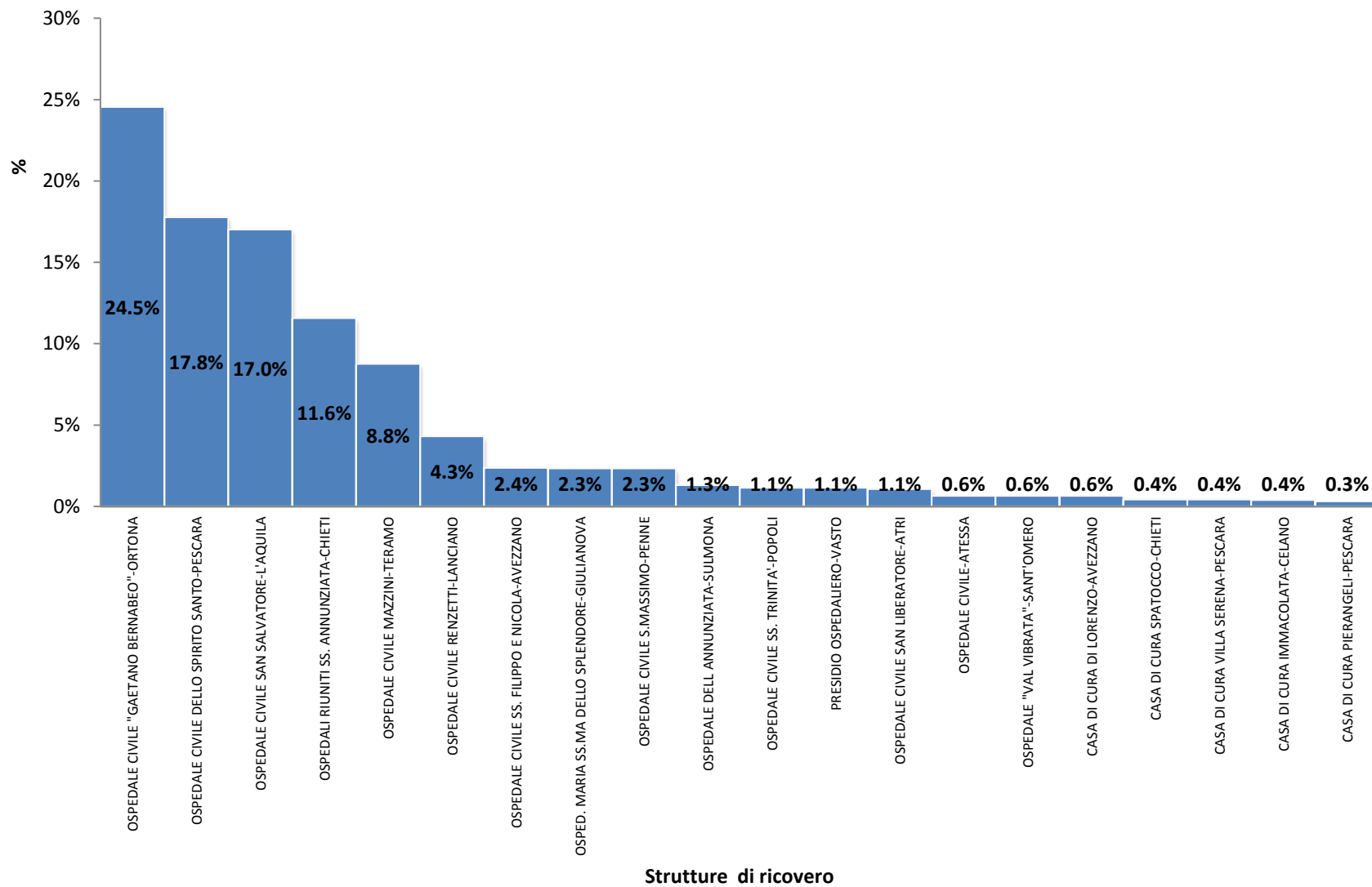




DIMISSIONI PER TUMORE MALIGNO DELLA MAMMELLA COD. ICD9 174.XX -  
RESIDENTI IN REGIONE ABRUZZO + MOBILITA' ATTIVA EXTRA-REGIONALE - ANNO  
2010

**Dimissioni per tumori maligni della mammella (donna) cod. ICD9CM 174.xx in diagnosi principale e secondarie -  
Anno 2010 - Residenti + mobilità attiva - prime 20 strutture di ricovero**



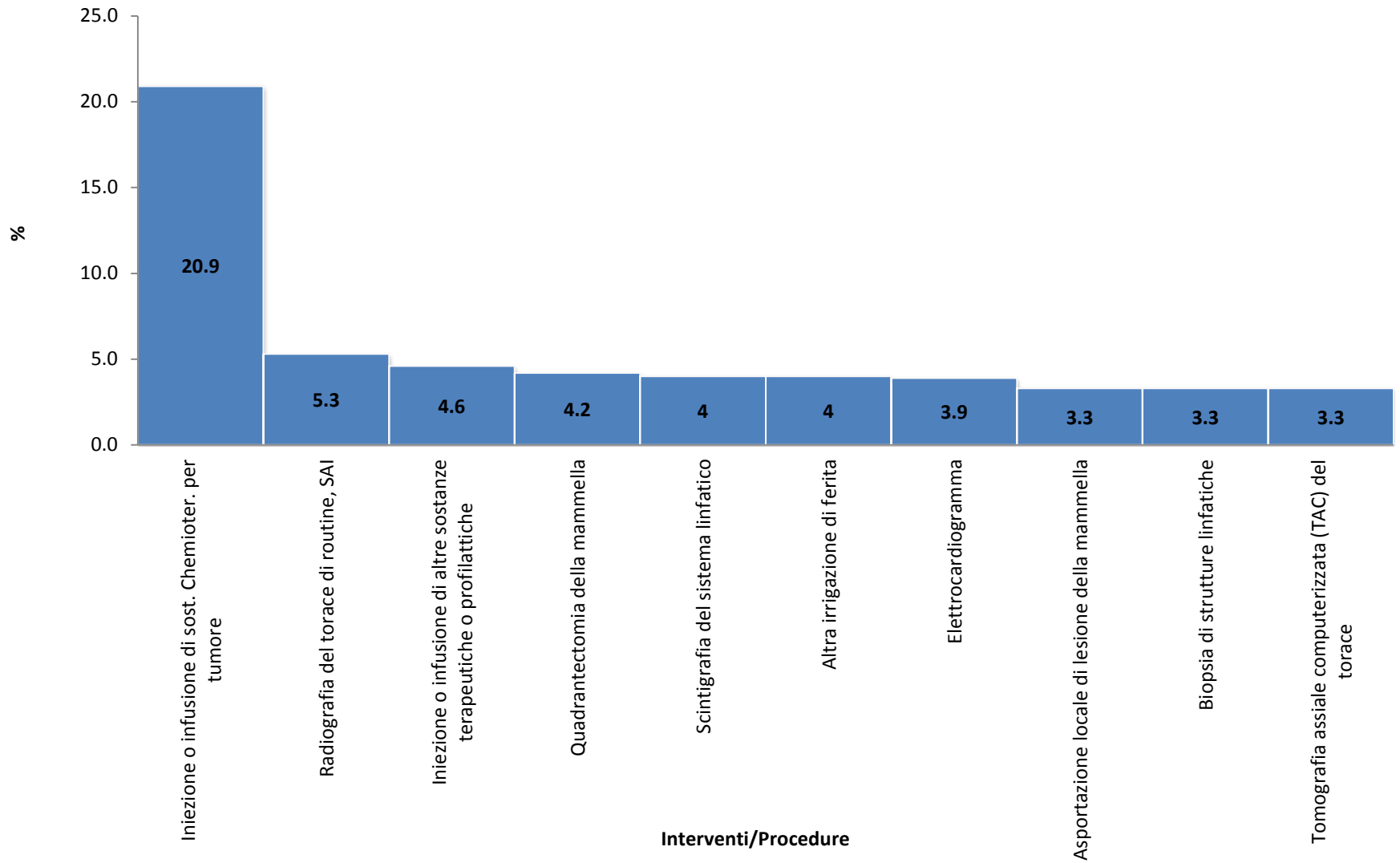
**Ricoveri per tumori maligni della mammella (donna) cod. ICD9CM 174.xx in diagnosi principale e secondarie - Anno 2010 - Residenti + mobilità attiva**

STRUTTURA	AGE<30	30<=AGE<40	40<=AGE<50	50<=AGE<60	60<=AGE<70	70<=AGE<80	AGE>=80	Totale	%
OSPEDALE CIVILE "GAETANO BERNABEO"-ORTONA	4	54	163	152	129	108	35	645	25%
OSPEDALE CIVILE DELLO SPIRITO SANTO-PESCARA		21	65	93	124	133	31	467	18%
OSPEDALE CIVILE SAN SALVATORE-L'AQUILA	1	12	112	114	89	72	47	447	17%
OSPEDALI RIUNITI SS. ANNUNZIATA-CHIETI		16	54	66	76	61	31	304	12%
OSPEDALE CIVILE MAZZINI-TERAMO		15	42	49	43	57	24	230	9%
OSPEDALE CIVILE RENZETTI-LANCIANO	1	7	20	23	23	22	17	113	4%
OSPEDALE CIVILE SS. FILIPPO E NICOLA-AVEZZANO		4	8	14	13	11	12	62	2%
OSPED. MARIA SS.MA DELLO SPLENDORE-GIULIANOVA		2	6	9	11	27	6	61	2%
OSPEDALE CIVILE S.MASSIMO-PENNE		1	10	17	7	16	10	61	2%
OSPEDALE DELL ANNUNZIATA-SULMONA		1	6	3	8	8	8	34	1%
OSPEDALE CIVILE SS. TRINITA'-POPOLI			1	6	6	11	6	30	1%
PRESIDIO OSPEDALIERO-VASTO		1	4	2	5	14	4	30	1%
OSPEDALE CIVILE SAN LIBERATORE-ATRI		1	2	5	6	6	8	28	1%
OSPEDALE CIVILE-ATESSA			3	4	2	5	3	17	1%
OSPEDALE "VAL VIBRATA"-SANT'OMERO			4	2	6	4	1	17	1%
CASA DI CURA DI LORENZO-AVEZZANO			6	3	3	4	1	17	1%
CASA DI CURA SPATOCCO-CHIETI			1	2	2	3	3	11	0%
CASA DI CURA VILLA SERENA-PESCARA				2	1	4	4	11	0%
CASA DI CURA IMMACOLATA-CELANO			2			3	5	10	0%
CASA DI CURA PIERANGELI-PESCARA		1	1			5	1	8	0%
OSPEDALE CIVILE-CASTEL DI SANGRO						6	1	7	0%
OSPEDALE CIVILE SERAFINO RINALDI-PESCINA				2	1	1	1	5	0%
OSPEDALE MARIA SS. IMMACOLATA-GUARDIAGRELE							4	4	0%
OSPEDALE CIVILE UMBERTO I-TAGLIACOZZO				1	1			2	0%
CASA DI CURA VILLA PINI-CHIETI					1		1	2	0%
OSPEDALE CIVILE-CASOLI						1	1	2	0%
CASA DI CURA SAN FRANCESCO-VASTO					1			1	0%
CASA DI CURA VILLA LETIZIA-L'AQUILA						1		1	0%
CASA DI CURA SANTA LUCIA-SULMONA							1	1	0%
<b>Totale complessivo</b>	<b>6</b>	<b>136</b>	<b>510</b>	<b>569</b>	<b>558</b>	<b>583</b>	<b>266</b>	<b>2628</b>	<b>100%</b>

CATEGORIA	PROVINCIA DI RESIDENZA	OSPEDALE CIVILE "GAETANO BERNABEO"-ORTONA		OSPEDALE CIVILE DELLO SPIRITO SANTO-PESCARA		OSPEDALE CIVILE SAN SALVATORE-L'AQUILA		OSPEDALI RIUNITI SS. ANNUNZIATA-CHIETI		OSPEDALE CIVILE MAZZINI-TERAMO		OSPEDALE CIVILE RENZETTI-LANCIANO		OSPEDALE CIVILE SS. FILIPPO E NICOLA-AVEZZANO		OSPED. MARIA SS.MA DELLO SPLENDORE-GIULIANOVA		OSPEDALE CIVILE S.MASSIMO-PENNE		OSPEDALE DELL'ANNUNZIATA-SULMONA		OSPEDALE CIVILE SS. TRINITA'-POPOLI		PRESIDIO OSPEDALIERO-VASTO		OSPEDALE CIVILE SAN LIBERATORE-ATRI	
		RICOVERI	%	RICOVERI	%	RICOVERI	%	RICOVERI	%	RICOVERI	%	RICOVERI	%	RICOVERI	%	RICOVERI	%	RICOVERI	%	RICOVERI	%	RICOVERI	%	RICOVERI	%	RICOVERI	%
INTRA REGIONALI	PESCARA	198	26.4%	353	47.1%	4	0.5%	94	12.6%		0.0%	9	1.2%		0.0%		0.0%	51	6.8%	2	0.3%	14	1.9%		0.0%	2	0.3%
	CHIETI	303	45.2%	50	7.5%	1	0.1%	158	23.5%		0.0%	98	14.6%		0.0%	1	0.1%	6	0.9%	1	0.1%	14	0.0%	25	3.7%		0.0%
	L'AQUILA	32	6.0%	7	1.3%	342	63.9%	18	3.4%	1	0.2%	2	0.4%	48	9.0%	5	0.9%		0.0%	31	5.8%	16	3.0%	1	0.2%		0.0%
	TERAMO	81	15.7%	46	8.9%	52	10.1%	17	3.3%	217	42.1%	2	0.4%		0.0%	52	10.1%	3	0.6%		0.0%		0.0%		0.0%	26	5.0%
MOBILITA' ATTIVA	ROMA	1	3.0%	1	3.0%	22	66.7%		0.0%		0.0%		0.0%	7	21.2%		0.0%		0.0%		0.0%		0.0%		0.0%		0.0%
	CAMPOBASSO	9	45.0%	1	5.0%		0.0%	6	30.0%		0.0%	1	5.0%		0.0%		0.0%		0.0%		0.0%		0.0%	1	5.0%		0.0%
	FROSINONE		0.0%	1	5.3%	11	57.9%		0.0%	2	10.5%		0.0%	3	15.8%		0.0%		0.0%		0.0%		0.0%		0.0%		0.0%
	RIETI		0.0%		0.0%	14	93.3%		0.0%		0.0%		0.0%		0.0%		0.0%		0.0%		0.0%		0.0%		0.0%		0.0%
	ASCOLI PICENO		0.0%		0.0%		0.0%	1	8.3%	6	50.0%		0.0%		0.0%		0.0%		0.0%		0.0%		0.0%		0.0%		0.0%
	NAPOLI	2	33.3%	1	16.7%		0.0%	2	33.3%		0.0%		0.0%		0.0%		0.0%		0.0%		0.0%		0.0%		0.0%		0.0%
	ISERNIA	3	60.0%	1	20.0%		0.0%		0.0%		0.0%	1	20.0%		0.0%		0.0%		0.0%		0.0%		0.0%		0.0%		0.0%
	FOGGIA	3	60.0%	1	20.0%		0.0%	1	20.0%		0.0%		0.0%		0.0%		0.0%		0.0%		0.0%		0.0%		0.0%		0.0%
	LATINA	1	20.0%		0.0%		0.0%	1	20.0%		0.0%		0.0%	2	40.0%		0.0%		0.0%		0.0%		0.0%		0.0%		0.0%
	BARI	4	100.0%		0.0%		0.0%		0.0%		0.0%		0.0%		0.0%		0.0%		0.0%		0.0%		0.0%		0.0%		0.0%
	PROV SCONOSCIUTA		0.0%		0.0%	1	25.0%	1	25.0%		0.0%		0.0%		0.0%	1	25.0%		0.0%		0.0%		0.0%	1	25.0%		0.0%
	IMPERIA		0.0%	4	100.0%		0.0%		0.0%		0.0%		0.0%		0.0%		0.0%		0.0%		0.0%		0.0%		0.0%		0.0%
	COSENZA	1	33.3%		0.0%		0.0%		0.0%	1	33.3%		0.0%		0.0%		0.0%		0.0%		0.0%		0.0%	1	33.3%		0.0%
	CAGLIARI	1	33.3%		0.0%		0.0%	2	66.7%		0.0%		0.0%		0.0%		0.0%		0.0%		0.0%		0.0%		0.0%		0.0%
	PESARO E URBINO	2	66.7%		0.0%		0.0%		0.0%	1	33.3%		0.0%		0.0%		0.0%		0.0%		0.0%		0.0%		0.0%		0.0%
	AVELLINO		0.0%		0.0%		0.0%		0.0%		0.0%	2	100.0%		0.0%		0.0%		0.0%		0.0%		0.0%		0.0%		0.0%
	TORINO		0.0%		0.0%		0.0%		0.0%		0.0%		0.0%		0.0%	1	50.0%		0.0%		0.0%		0.0%	1	50.0%		0.0%
	NOVARA		0.0%		0.0%		0.0%		0.0%		0.0%		0.0%	1	100.0%		0.0%		0.0%		0.0%		0.0%		0.0%		0.0%
	BENEVENTO	1	100.0%		0.0%		0.0%		0.0%		0.0%		0.0%		0.0%		0.0%		0.0%		0.0%		0.0%		0.0%		0.0%
	MATERA	1	100.0%		0.0%		0.0%		0.0%		0.0%		0.0%		0.0%		0.0%		0.0%		0.0%		0.0%		0.0%		0.0%
	CASERTA		0.0%		0.0%		0.0%	1	100.0%		0.0%		0.0%		0.0%		0.0%		0.0%		0.0%		0.0%		0.0%		0.0%
	SIRACUSA		0.0%		0.0%		0.0%	1	100.0%		0.0%		0.0%		0.0%		0.0%		0.0%		0.0%		0.0%		0.0%		0.0%
	MANTOVA		0.0%		0.0%		0.0%		0.0%		0.0%		0.0%		0.0%	1	100.0%		0.0%		0.0%		0.0%		0.0%		0.0%
	VICENZA		0.0%		0.0%		0.0%		0.0%		0.0%		0.0%	1	100.0%		0.0%		0.0%		0.0%		0.0%		0.0%		0.0%
	ANCONA		0.0%		0.0%		0.0%		0.0%		0.0%		0.0%		0.0%		0.0%	1	100.0%		0.0%		0.0%		0.0%		0.0%
	VITERBO	1	100.0%		0.0%		0.0%		0.0%		0.0%		0.0%		0.0%		0.0%		0.0%		0.0%		0.0%		0.0%		0.0%
	MACERATA	1	100.0%		0.0%		0.0%		0.0%		0.0%		0.0%		0.0%		0.0%		0.0%		0.0%		0.0%		0.0%		0.0%
	CROTONE		0.0%	1	100.0%		0.0%		0.0%		0.0%		0.0%		0.0%		0.0%		0.0%		0.0%		0.0%		0.0%		0.0%
PERUGIA		0.0%		0.0%		0.0%	1	100.0%		0.0%		0.0%		0.0%		0.0%		0.0%		0.0%		0.0%		0.0%		0.0%	
Totale complessivo		645	24.5%	467	17.8%	447	17.0%	304	11.6%	230	8.8%	113	4.3%	62	2.4%	61	2.3%	61	2.3%	34	1.3%	30	1.1%	30	1.1%	28	1.1%

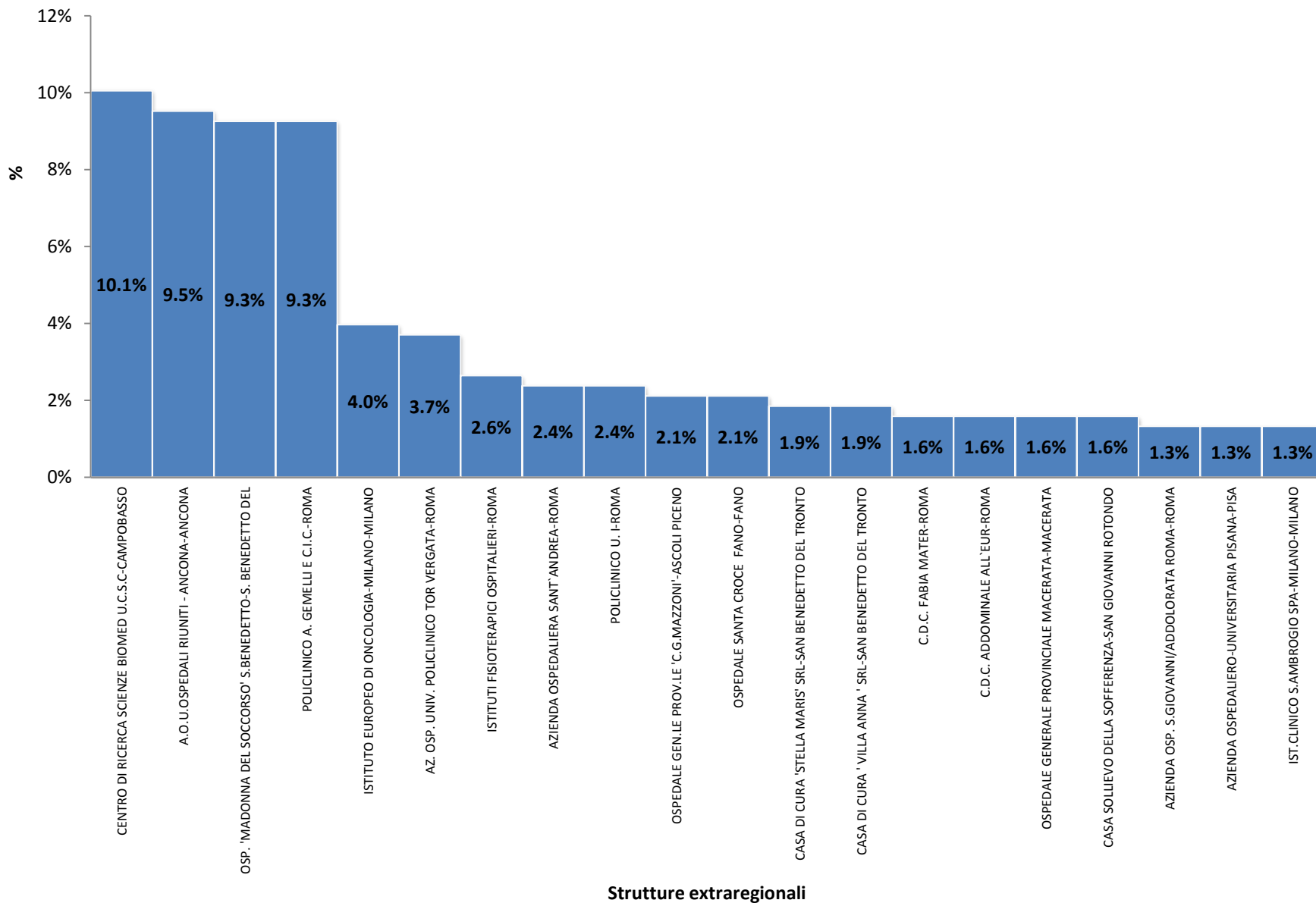
	PROVINCIA DI RESIDENZA	OSPEDALE CIVILE-ATESSA		OSPEDALE "VAL VIBRATA" - SANTOMERO		CASA DI CURA DI LORENZO-AVEZZANO		CASA DI CURA SPATOCCHETTI		CASA DI CURA VILLA SERENA-PESCARA		CASA DI CURA IMMACOLATA-CELANO		CASA DI CURA PIERANGELI-PESCARA		OSPEDALE CIVILE-CASTEL DI SANGRO		OSPEDALE CIVILE SERAFINO RINALDI-PESCARA		OSPEDALE MARIA SS. IMMACOLATA-GUARDIAGRELE		OSPEDALE CIVILE UMBERTO I-TAGLIACOZZO		CASA DI CURA VILLA PINI-CHIETI		OSPEDALE CIVILE-CASOLI		CASA DI CURA SAN FRANCESCO-VASTO		CASA DI CURA VILLA LETIZIA-L'AQUILA		CASA DI CURA SANTA LUCIA-SULMONA		RICOVERI totale	
		RICOVERI	%	RICOVERI	%	RICOVERI	%	RICOVERI	%	RICOVERI	%	RICOVERI	%	RICOVERI	%	RICOVERI	%	RICOVERI	%	RICOVERI	%	RICOVERI	%	RICOVERI	%	RICOVERI	%	RICOVERI	%	RICOVERI	%	RICOVERI	%		
		INTRA REG.		INTRA REG.		INTRA REG.		INTRA REG.		INTRA REG.		INTRA REG.		INTRA REG.		INTRA REG.		INTRA REG.		INTRA REG.		INTRA REG.		INTRA REG.		INTRA REG.		INTRA REG.		INTRA REG.		INTRA REG.			INTRA REG.
	PESCARA	2	0.3%	0.0%	0.0%	2	0.3%	10	1.3%	0.0%	6	0.8%		0.0%	0.0%	0.0%	0.0%	1	0.1%	1	0.1%	1	0.1%	1	0.1%	1	0.1%	0.0%	0.0%	0.0%	0.0%	0.0%	749		
	CHIETI	14	2.1%	0.0%	0.0%	6	0.9%	1	0.1%	0.0%	1	0.1%		0.0%	0.0%	4	0.6%	0.0%	1	0.1%	1	0.1%	1	0.1%	1	0.1%	0.0%	0.0%	0.0%	0.0%	0.0%	671			
	L'AQUILA		0.0%	0.0%	7	1.3%		0.0%	0.0%	10	1.9%	1	0.2%	7	1.3%	4	0.7%		0.0%	1	0.2%		0.0%		0.0%		0.0%	0.0%	0.0%	0.0%	1	0.2%	1	0.2%	535
	TERAMO		0.0%	12	2.3%	8	1.6%		0.0%	0.0%	0.0%	0.0%		0.0%	0.0%	0.0%	0.0%		0.0%		0.0%		0.0%		0.0%		0.0%	0.0%	0.0%	0.0%	0.0%	516			
MOBILITA' ATTIVA	ROMA		0.0%	0.0%	0.0%		0.0%		0.0%	0.0%	0.0%	0.0%		0.0%	1	3.0%	0.0%	1	3.0%		0.0%		0.0%		0.0%		0.0%	0.0%	0.0%	0.0%	0.0%	33			
	CAMPOBASSO	1	5.0%	0.0%	0.0%	1	5.0%		0.0%	0.0%	0.0%	0.0%		0.0%	0.0%	0.0%	0.0%		0.0%		0.0%		0.0%		0.0%		0.0%	0.0%	0.0%	0.0%	20				
	FROSINONE		0.0%	0.0%	1	5.3%	1	5.3%		0.0%	0.0%	0.0%		0.0%	0.0%	0.0%	0.0%	0.0%		0.0%		0.0%		0.0%		0.0%		0.0%	0.0%	0.0%	0.0%	19			
	RIETI		0.0%	0.0%	1	6.7%		0.0%	0.0%	0.0%	0.0%	0.0%		0.0%	0.0%	0.0%	0.0%	0.0%		0.0%		0.0%		0.0%		0.0%	0.0%	0.0%	0.0%	0.0%	15				
	ASCOLI PICENO		0.0%	5	41.7%		0.0%	0.0%	0.0%	0.0%	0.0%	0.0%		0.0%	0.0%	0.0%	0.0%	0.0%		0.0%		0.0%		0.0%		0.0%	0.0%	0.0%	0.0%	0.0%	12				
	NAPOLI		0.0%	0.0%	0.0%	0.0%	0.0%	0.0%	0.0%	0.0%	0.0%	0.0%		0.0%	0.0%	0.0%	0.0%	0.0%		0.0%		0.0%		0.0%		0.0%	1	16.7%	0.0%	0.0%	0.0%	6			
	ISERNIA		0.0%	0.0%	0.0%	0.0%	0.0%	0.0%	0.0%	0.0%	0.0%	0.0%		0.0%	0.0%	0.0%	0.0%	0.0%		0.0%		0.0%		0.0%		0.0%	0.0%	0.0%	0.0%	0.0%	5				
	FOGGIA		0.0%	0.0%	0.0%	0.0%	0.0%	0.0%	0.0%	0.0%	0.0%	0.0%		0.0%	0.0%	0.0%	0.0%	0.0%		0.0%		0.0%		0.0%		0.0%	0.0%	0.0%	0.0%	0.0%	5				
	LATINA		0.0%	0.0%	0.0%	1	20.0%		0.0%	0.0%	0.0%	0.0%		0.0%	0.0%	0.0%	0.0%	0.0%		0.0%		0.0%		0.0%		0.0%	0.0%	0.0%	0.0%	0.0%	0.0%	5			
	BARI		0.0%	0.0%	0.0%	0.0%	0.0%	0.0%	0.0%	0.0%	0.0%	0.0%		0.0%	0.0%	0.0%	0.0%	0.0%		0.0%		0.0%		0.0%		0.0%	0.0%	0.0%	0.0%	0.0%	0.0%	4			
	PROV																																		
	SCONOSCIUTA		0.0%	0.0%	0.0%	0.0%	0.0%	0.0%	0.0%	0.0%	0.0%	0.0%		0.0%	0.0%	0.0%	0.0%	0.0%		0.0%		0.0%		0.0%		0.0%		0.0%	0.0%	0.0%	0.0%	4			
	IMPERIA		0.0%	0.0%	0.0%	0.0%	0.0%	0.0%	0.0%	0.0%	0.0%	0.0%		0.0%	0.0%	0.0%	0.0%	0.0%		0.0%		0.0%		0.0%		0.0%		0.0%	0.0%	0.0%	0.0%	4			
	COSENZA		0.0%	0.0%	0.0%	0.0%	0.0%	0.0%	0.0%	0.0%	0.0%	0.0%		0.0%	0.0%	0.0%	0.0%	0.0%		0.0%		0.0%		0.0%		0.0%		0.0%	0.0%	0.0%	3				
	CAGLIARI		0.0%	0.0%	0.0%	0.0%	0.0%	0.0%	0.0%	0.0%	0.0%	0.0%		0.0%	0.0%	0.0%	0.0%	0.0%		0.0%		0.0%		0.0%		0.0%		0.0%	0.0%	0.0%	3				
	PESARO E URBINO		0.0%	0.0%	0.0%	0.0%	0.0%	0.0%	0.0%	0.0%	0.0%	0.0%		0.0%	0.0%	0.0%	0.0%	0.0%		0.0%		0.0%		0.0%		0.0%		0.0%	0.0%	0.0%	3				
	AVELLINO		0.0%	0.0%	0.0%	0.0%	0.0%	0.0%	0.0%	0.0%	0.0%	0.0%		0.0%	0.0%	0.0%	0.0%	0.0%		0.0%		0.0%		0.0%		0.0%		0.0%	0.0%	0.0%	2				
	TORINO		0.0%	0.0%	0.0%	0.0%	0.0%	0.0%	0.0%	0.0%	0.0%	0.0%		0.0%	0.0%	0.0%	0.0%	0.0%		0.0%		0.0%		0.0%		0.0%		0.0%	0.0%	0.0%	2				
	NOVARA		0.0%	0.0%	0.0%	0.0%	0.0%	0.0%	0.0%	0.0%	0.0%	0.0%		0.0%	0.0%	0.0%	0.0%	0.0%		0.0%		0.0%		0.0%		0.0%		0.0%	0.0%	0.0%	1				
	BENEVENTO		0.0%	0.0%	0.0%	0.0%	0.0%	0.0%	0.0%	0.0%	0.0%	0.0%		0.0%	0.0%	0.0%	0.0%	0.0%		0.0%		0.0%		0.0%		0.0%		0.0%	0.0%	0.0%	1				
	MATERA		0.0%	0.0%	0.0%	0.0%	0.0%	0.0%	0.0%	0.0%	0.0%	0.0%		0.0%	0.0%	0.0%	0.0%	0.0%		0.0%		0.0%		0.0%		0.0%		0.0%	0.0%	0.0%	1				
	CASERTA		0.0%	0.0%	0.0%	0.0%	0.0%	0.0%	0.0%	0.0%	0.0%	0.0%		0.0%	0.0%	0.0%	0.0%	0.0%		0.0%		0.0%		0.0%		0.0%		0.0%	0.0%	0.0%	1				
	SIRACUSA		0.0%	0.0%	0.0%	0.0%	0.0%	0.0%	0.0%	0.0%	0.0%	0.0%		0.0%	0.0%	0.0%	0.0%	0.0%		0.0%		0.0%		0.0%		0.0%		0.0%	0.0%	0.0%	1				
	MANTOVA		0.0%	0.0%	0.0%	0.0%	0.0%	0.0%	0.0%	0.0%	0.0%	0.0%		0.0%	0.0%	0.0%	0.0%	0.0%		0.0%		0.0%		0.0%		0.0%		0.0%	0.0%	0.0%	1				
	VICENZA		0.0%	0.0%	0.0%	0.0%	0.0%	0.0%	0.0%	0.0%	0.0%	0.0%		0.0%	0.0%	0.0%	0.0%	0.0%		0.0%		0.0%		0.0%		0.0%		0.0%	0.0%	0.0%	1				
ANCONA		0.0%	0.0%	0.0%	0.0%	0.0%	0.0%	0.0%	0.0%	0.0%	0.0%		0.0%	0.0%	0.0%	0.0%	0.0%		0.0%		0.0%		0.0%		0.0%		0.0%	0.0%	0.0%	1					
VITERBO		0.0%	0.0%	0.0%	0.0%	0.0%	0.0%	0.0%	0.0%	0.0%	0.0%		0.0%	0.0%	0.0%	0.0%	0.0%		0.0%		0.0%		0.0%		0.0%		0.0%	0.0%	0.0%	1					
MACERATA		0.0%	0.0%	0.0%	0.0%	0.0%	0.0%	0.0%	0.0%	0.0%	0.0%		0.0%	0.0%	0.0%	0.0%	0.0%		0.0%		0.0%		0.0%		0.0%		0.0%	0.0%	0.0%	1					
CROTONE		0.0%	0.0%	0.0%	0.0%	0.0%	0.0%	0.0%	0.0%	0.0%	0.0%		0.0%	0.0%	0.0%	0.0%	0.0%		0.0%		0.0%		0.0%		0.0%		0.0%	0.0%	0.0%	1					
PERUGIA		0.0%	0.0%	0.0%	0.0%	0.0%	0.0%	0.0%	0.0%	0.0%	0.0%		0.0%	0.0%	0.0%	0.0%	0.0%		0.0%		0.0%		0.0%		0.0%		0.0%	0.0%	0.0%	1					
	Totale complessivo	17	0.6%	17	0.6%	17	0.6%	11	0.4%	11	0.4%	10	0.4%	8	0.3%	7	0.3%	5	0.2%	4	0.2%	2	0.1%	2	0.1%	2	0.1%	1	0.0%	1	0.0%	1	0.0%	262	

**Primi dieci interventi e procedure dei dimessi con diagnosi di tumore maligno della mammella ICD9CM 174.xx -  
Residenti + mobilità attiva**



DIMISSIONI PER TUMORE MALIGNO DELLA MAMMELLA COD. ICD9 174.XX -  
RESIDENTI IN REGIONE ABRUZZO - MOBILITA' PASSIVA EXTRA-REGIONALE - ANNO  
2010

**Dimissioni per tumori maligni della mammella (donna) cod. ICD9CM 174.xx in diagnosi principale e secondarie -  
Anno 2010 - Residenti in mobilità passiva extraregionale - prime 20 strutture di ricovero**





Dimissioni per tumori maligni della mammella (donna) cod. ICD9CM 174.xx in diagnosi principale e secondarie - Anno 2010 - Residenti in mobilità passiva extraregionale - Prime 15 strutture

STRUTTURA	AGE<30	30<=AGE<40	40<=AGE<50	50<=AGE<60	60<=AGE<70	70<=AGE<80	AGE>=80	Totale	%
CENTRO DI RICERCA SCIENZE BIOMED U.C.S.C-CAMPOBASSO			4	10	7	17		38	10%
A.O.U. OSPEDALI RIUNITI - ANCONA-ANCONA		2	10	12	8	4		36	10%
OSP. 'MADONNA DEL SOCCORSO' S.BENEDETTO-S. BENEDETTO DEL		4	3	6	11	11		35	9%
POLICLINICO A. GEMELLI E C.I.C.-ROMA		14	5	6	6	2	2	35	9%
ISTITUTO EUROPEO DI ONCOLOGIA-MILANO-MILANO			8	5		2		15	4%
AZ. OSP. UNIV. POLICLINICO TOR VERGATA-ROMA		5	9					14	4%
ISTITUTI FISIOTERAPICI OSPITALIERI-ROMA			1	5	2	1	1	10	3%
AZIENDA OSPEDALIERA SANT'ANDREA-ROMA			6	3				9	2%
POLICLINICO U. I-ROMA			5	4				9	2%
OSPEDALE GEN.LE PROV.LE 'C.G.MAZZONI'-ASCOLI PICENO			3	1	1	3		8	2%
OSPEDALE SANTA CROCE FANO-FANO					7	1		8	2%
CASA DI CURA 'STELLA MARIS' SRL-SAN BENEDETTO DEL TRONTO			1	2	1	3		7	2%
CASA DI CURA 'VILLA ANNA ' SRL-SAN BENEDETTO DEL TRONTO			1		1	4	1	7	2%
C.D.C. FABIA MATER-ROMA		1			3	2		6	2%
C.D.C. ADDOMINALE ALL'EUR-ROMA		1		2	1	1	1	6	2%
<b>Totale Ricoveri fuori regione</b>	<b>2</b>	<b>36</b>	<b>93</b>	<b>83</b>	<b>72</b>	<b>72</b>	<b>20</b>	<b>378</b>	<b>100%</b>

Dimissioni per tumori maligni della mammella (donna) cod. ICD9CM 174.xx in diagnosi principale e secondarie, disaggregate per provincia di residenza - Anno 2010 - Residenti in mobilità passiva extraregionale - Prime 15 strutture

Provincia/Asl di residenza	CHIETI		L'AQUILA		PESCARA		TERAMO		TOTALE
	Dimissioni	%	Dimissioni	%	Dimissioni	%	Dimissioni	%	Dimissioni
CENTRO DI RICERCA SCIENZE BIOMED U.C.S.C-CAMPOBASSO	6	15.8%	17	44.7%	15	39.5%		0.0%	38
A.O.U. OSPEDALI RIUNITI - ANCONA-ANCONA		0.0%		0.0%	3	8.3%	33	91.7%	36
OSP. 'MADONNA DEL SOCCORSO' S.BENEDETTO-SAN BENEDETTO DEL TRONTO		0.0%	1	2.9%		0.0%	34	97.1%	35
POLICLINICO A. GEMELLI E C.I.C.-ROMA	10	28.6%	20	57.1%		0.0%	5	14.3%	35
ISTITUTO EUROPEO DI ONCOLOGIA-MILANO-MILANO	4	26.7%	1	6.7%	7	46.7%	3	20.0%	15
AZ. OSP. UNIV. POLICLINICO TOR VERGATA-ROMA		0.0%	14	100.0%		0.0%		0.0%	14
ISTITUTI FISIOTERAPICI OSPITALIERI-ROMA		0.0%	8	80.0%	1	10.0%	1	10.0%	10
AZIENDA OSPEDALIERA SANT'ANDREA-ROMA		0.0%	6	66.7%		0.0%	3	33.3%	9
POLICLINICO U. I-ROMA		0.0%	9	100.0%		0.0%		0.0%	9
OSPEDALE GEN.LE PROV.LE 'C.G.MAZZONI'-ASCOLI PICENO		0.0%		0.0%		0.0%	8	100.0%	8
OSPEDALE SANTA CROCE FANO-FANO	1	12.5%		0.0%		0.0%	7	87.5%	8
CASA DI CURA 'STELLA MARIS' SRL-SAN BENEDETTO DEL TRONTO	2	28.6%		0.0%	1	14.3%	4	57.1%	7
CASA DI CURA 'VILLA ANNA' SRL-SAN BENEDETTO DEL TRONTO	1	14.3%		0.0%		0.0%	6	85.7%	7
C.D.C. FABIA MATER-ROMA	4	66.7%		0.0%	1	16.7%	1	16.7%	6
C.D.C. ADDOMINALE ALL'EUR-ROMA	5	83.3%	1	16.7%		0.0%		0.0%	6
<b>Totale ricoveri fuori regione</b>	<b>73</b>	<b>19.3%</b>	<b>122</b>	<b>32.3%</b>	<b>52</b>	<b>13.8%</b>	<b>131</b>	<b>34.7%</b>	<b>378</b>

Primi dieci interventi e procedure dei dimessi con diagnosi di tumore maligno della mammella ICD9CM 174.xx - Mobilità passiva extraregionale - Anno 2010

